


# Weighing Up Compliance vs Non-Compliance

NON-COMPLIANCE CAN COST AN ORGANISATION UP TO 3X MORE

\$

Compliance costs vary based on the organization and its commitment to EHS

- Management Systems
- Compliance Audits
- EHS Staff Training
- EHS Software
- Team Competency



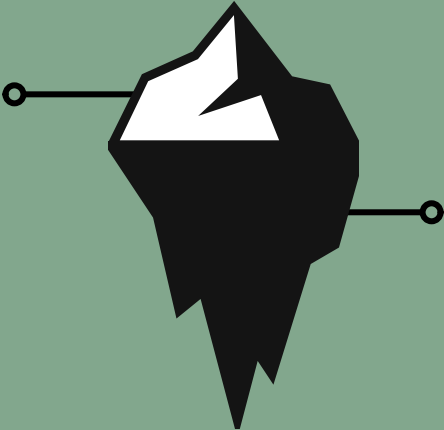
The average cost of non-compliance has risen more than **45%** in 10 years

Source: Globalscape - The true cost of compliance with data protection regulations

THE COST OF NON-COMPLIANCE CAN HAVE LONG-LASTING CONSEQUENCES ON YOUR BUSINESS

Visible costs:

- Restitution
- Settlement costs & legal fees
- Reputational damage
- Penalties



Invisible costs:

- Business disruption
- Revenue loss
- Productivity loss
- Loss of good will



**\$130,900 avg fine**

In 2023, the Health and Safety Executive (HSE) imposed a total of £35.8 million in fines for health and safety breaches in the UK (Average fine £97,808)

The US is highly regulated, California has **403,774** regulations alone!



Average regulatory restrictions per US state:	136,262
Average per Canadian province/territory:	30,910
Average per Australian state:	28,325

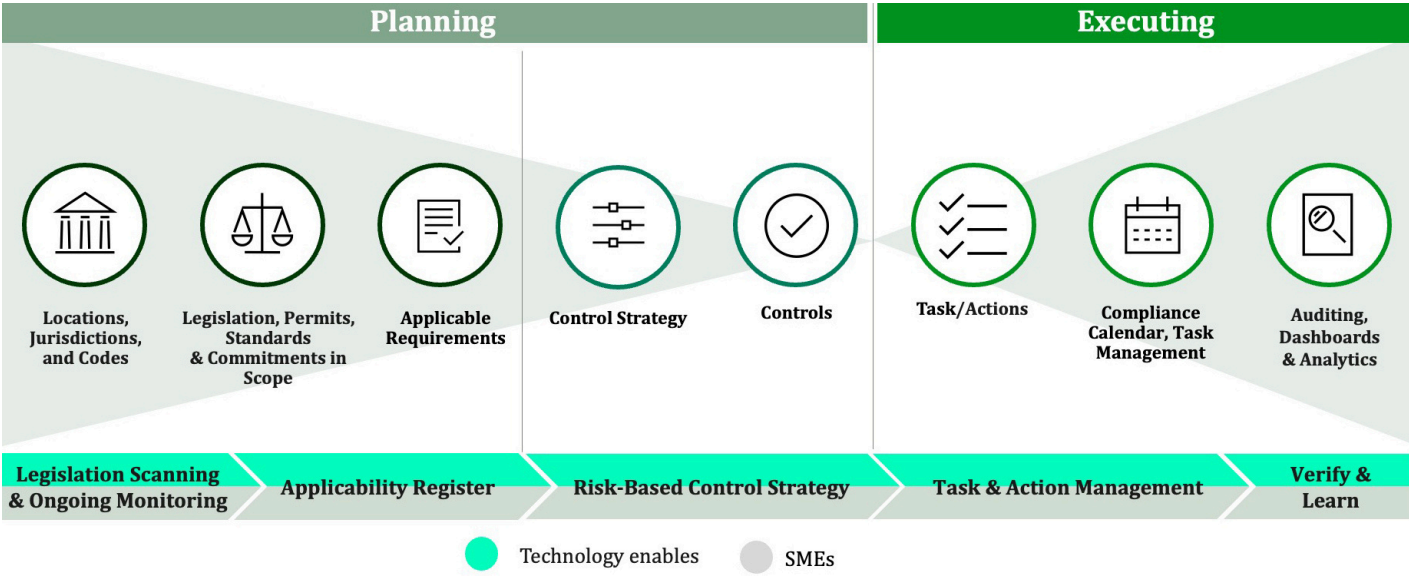
Source: 2022 State RegData Definitive Edition

In the past 6 months, Libryo tracked **1,107** regulatory updates across **83** different countries!

Source: ERM Libryo Regulatory Database



EFFECTIVE EHS COMPLIANCE COMBINES REGULATORY INTELLIGENCE, DIGITAL TOOLS AND DEEP EXPERTISE



Safeguard your organization with ERM Libryo, a regulatory compliance platform backed by 8,000+ ERM experts worldwide.

[erm.com/libryo](https://erm.com/libryo)